



fill level



water level



pressure



temperature



flow



visualization



signal converter



sensoric



Data sheet

DAL-10166B0S

4-digit digital panel meter in 96x48 mm (BxH)

Current loop 4-20 mA



- red display of -1999...9999 digits
- minimal installation depth: 25 mm without pluggable screw terminal
- adjustment via factory default or directly on the sensor signal
- min/max-value recording
- 10 adjustable support points
- display flashing at threshold exceedance / undershooting
- tara-function
- programming interlock via access code
- protection class IP65 at the front
- plug-in terminal
- navigation keys for the triggering of min/max-values or for threshold value corrections during operation
- optional two PhotoMos switching inputs
- accessories: pc-based configuration-kit PM-TOOL with CD & USB adapter
- on demand: devices for working temperatures of -25°C...60°C or of -40°C...80°C

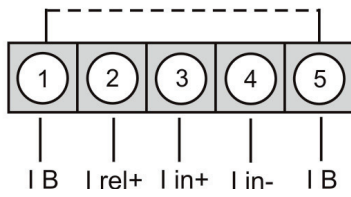
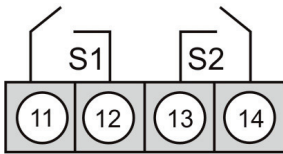
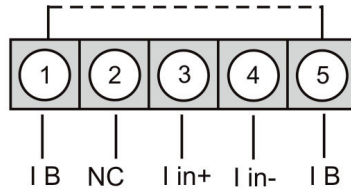
ACS-CONTROL-SYSTEM

knowhow with system

Your partner for measuring technology and automation



- Direct current 4-20 mA



- Parameterisation software

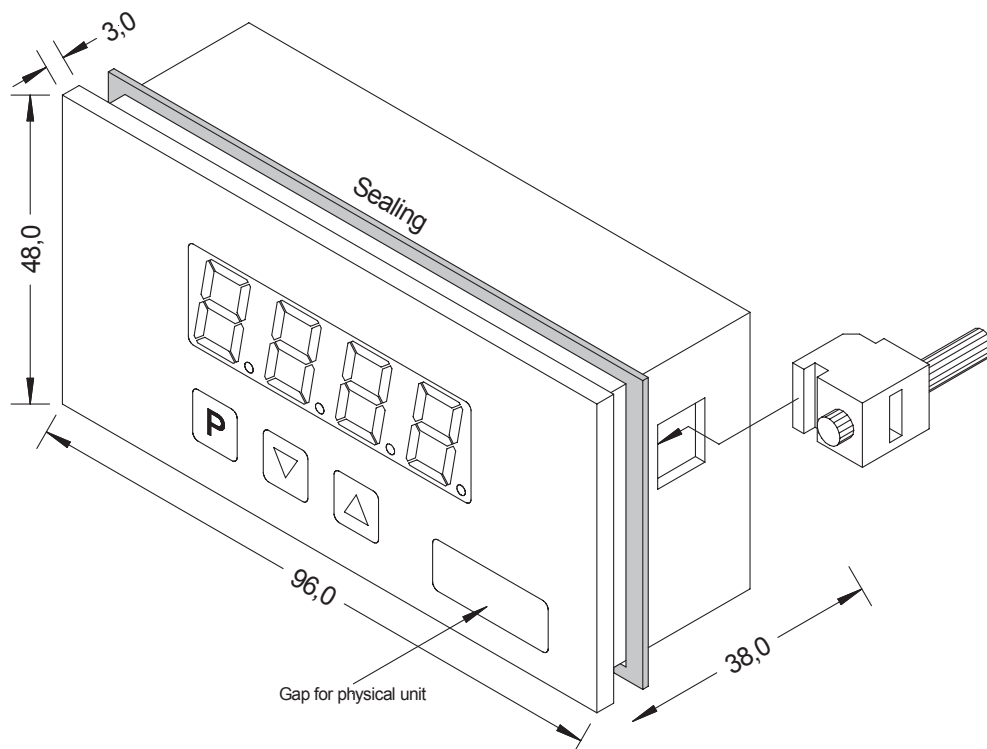
PC based configuration software PM-Tool for devices without keypad, for a simple adjustment of standard devices, incl. CD & USB-adapter. Programming is made via an interface on the back.

PM-TOOL-MUSB4

• Technical data

Dimensions	Housing	B96 x H48 x D25 mm, (incl. plug-in terminal D= 38 mm)	
	Panel cut-out	92.0 ^{+0.8} x 45.0 ^{+0.6} mm	
	Fixing	screw elements for insulation thickness up to 3 mm	
	Housing material	PC Polycarbonate, black	
	Sealing material	EPDM, 65 Shore, black	
	Protection class	front IP65 standard, rear side IP00	
	Weight	approx. 100 g	
	Connection	plug-in terminal; line cross section up to 2.5 mm ²	
Display	Digit height	14 mm	
	Segment colour	red	
	Display range	-1999 to 9999	
	Setpoints	optical display flashing	
	Overflow	horizontal bars at the top	
	Underflow	horizontal bars at the bottom	
	Display time	0.1 to 10.0 seconds	
Measuring input	Input	min. 3.5...max. 21 mA	
	Measuring range	4-20 mA	
	Measuring fault	0.3% of measuring range, ± 1 digit Measuring fault at measuring time = 1 second	
	Fail of voltage	approx. 5.1 V without switching outputs approx. 8.0 V with switching outputs	
	Temperature drift	100 ppm/K	
	Measuring time	0.1...10.0 seconds	
	Measuring principle	successive approximation	
	Resolution	12 bit-converter 14 bit (noiseless by oversampling at 1 s measuring time)	
	Output	Setpoints	potentialfree PhotoMOS-outputs max. switching voltage 30 VDC/AC max. steady current 0.4 A Electric strength AC: 400 V permanent, 1800 V for 1 minute
		Flash-memory (independent of supply)	
Data life		≥ 100 years at 25°C	
Ambient conditions		Working temperature	0°C to +60°C
	Storing temperature	-20°C to +80°C	
	Climatic density	relative humidity 0-80% on years average without dew	
CE-sign	Conformity to directive 2004/108/EG		
EMV	EN 61326, EN 55011		
Safety standard	according to low voltage directive 2006/95/EG, EN 61010; EN 60664-1		

Housing:



Order code



- power supply**
- 6 4...20 mA, 2-wire current loop display.
- function input**
- 6 4...20mA 2-wire current loop display.
- function output**
- B display (current loop)
- 0 standard configuration.
- S standard, protection IP65

DAL-101 6 6 B 0 S

ACS-CONTROL-SYSTEM GmbH
 Lauterbachstr. 57
 D- 84307 Eggenfelden

Tel.: +49 (0) 8721/ 9668-0
 Fax: +49 (0) 8721/ 9668-30

info@acs-controlsystem.de
www.acs-controlsystem.de

ACS-CONTROL-SYSTEM
 knowhow with system



Your partner for measuring technology and automation